

N.K. PUBLIC SCHOOL RAJAWAS



CLASS II FUN ACTIVITIES FOR SUMMER VACATION, 2019

GENERAL INSTRUCTIONS-

1. The homework for all the subjects must be compiled in one folder only. Separate the homework of each subject with a plain sheet mentioning the subject on it.
2. Use A4 coloured sheets for the homework.
3. Use your creativity and imagination to make your homework attractive and presentable.
4. Kindly encourage children to put a bowl of water for birds during summer especially to save the sparrow.
5. Revise the lessons/ concepts of all the subjects covered till now.



- Practise packing your school bag according to the time table.
- Encourage your child to use magic words. Thank you, please, sorry and excuse me.
- Encourage your child to cultivate the habit of reading.
- Converse regularly in English.
- Do one page English cursive writing daily, based on the cursive capsule given (in book) and also one page of Hindi writing 10 pages in book.

ENGLISH

Travelogues- Prepare a booklet using coloured paper about the place you visited during the holidays.

1. Name of the place you visited.
2. Where is that place?
3. How did you travel?
4. Who all went with you?
5. What did you see there?
6. Paste pictures and photographs.

• Project:

Read a lot of books in your summer vacation. Choose your favourite amongst them and answer the following:

Note: It should be a true account of your reading.

Name of the book _____



Name of the author _____

I liked the book because _____

My favourite character/characters of the story.

The story is about _____


Illustrate and colour your favourite part of the story.



EVS

1• Make a model on anyone of the following.

1. Clean my India (Swatch Bharat) • For eg. Dustbins (Recycle, Non-recycle)
 2. Infrastructure • For eg. Flyover, Metro, banks, your new school, amusement parks and malls
2. Make colourful and beautiful flash cards (2each) according to your Roll nos. -



Roll no 1 to 10 - Types of families and Types of houses

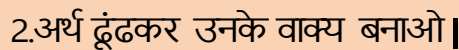
Roll no 11 to 20 – Seasons and clothes we wear

Roll no 21 to 30 - Healthy food and People who help us.

Roll no 31 to 40 - Traffic signals and Neighbourhood services

Roll no 41 to 47 - Means of communication and Means of Transport

Size of each flash card should be 10 "x 10". Cover your each flash card with cellophane paper /plastic sheet.

[illegible]

नंदन
and in English too
गाड़ी बुन रही है



Family holds a special place in our life. Now is the time to know them even better. So be a live reporter! Interview 4 members of your family (grandparents and parents) and put the information you collect on A4 size sheets. Use different sheets for different family members. You can ask the following questions during the interview.


- for different
- www.sunnydaycrafts.com
- It takes a big
heart to hold a
little hand
- 

Prepare a beautiful greeting card on the occasion of Father's day and gift this card on that day to your father .

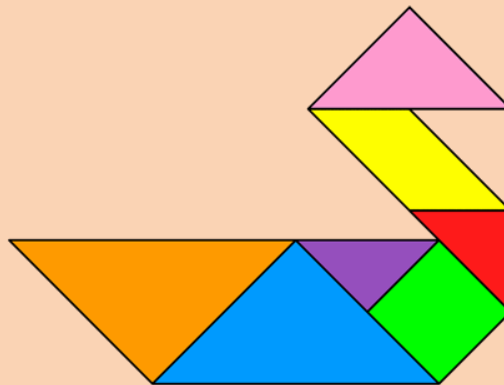
Picnic with cousins. My loving grandparents. My pets...my buddies...

MATHS

1. Write and learn the tables 2 to 15 .
2. Write the age in figures and number names of all the family members in your home.
3. The tangram is made by cutting a square into seven pieces. The puzzle lies in using all the seven pieces to make birds , houses, boats, people and geometrical shapes.



1. Using tangrams make any two animals shapes of the size 8" x 11" using A4 coloured sheet . One example is given below



COMPUTERS

Revise ch-1 and 2 paste / draw different parts of a computer on a chart and write their name and uses

